



MAKE YOUR FAVORITE FLAG

As the Summer Games come to a close, re-create your favorite flag, or create your own!

WHAT YOU'LL NEED:


- 4"x6" index cards or card stock
- Scissors
- Colored pencils or markers
- Straws
- Tape



HOW TO DO IT:


1. Get some flag inspiration by checking out the awesome flag printables included with this Animal Jam Academy activity. The flags depicted are: Australia, Brazil, Canada, France, Germany, New Zealand, United Kingdom, and the USA.
2. You can also do your own flag detective work by watching the Summer Games or hopping online to research flags (remember to let an adult know what you're searching for, first. They may also have some suggestions for flags, too!)
3. Once you have decided what flag you are going to make, you can either print and cut out the flag templates, or draw your own on a 4"x6" index card or card stock, cut to your preferred size.
4. Get coloring! You can make an exact replica of the country's flag or get creative. If you'd like, you can even make your own unique flag!
5. Once the flag is finished, use tape to attach it to a straw. Wave your flag here, there and everywhere!

Fun Fact: Did you know that there are people who study flags?! Vexillology is the study of flags, and vexillologists may study the history, usage or symbols on flags!




Find more fun activities like this one for free at www.academy.animaljam.com

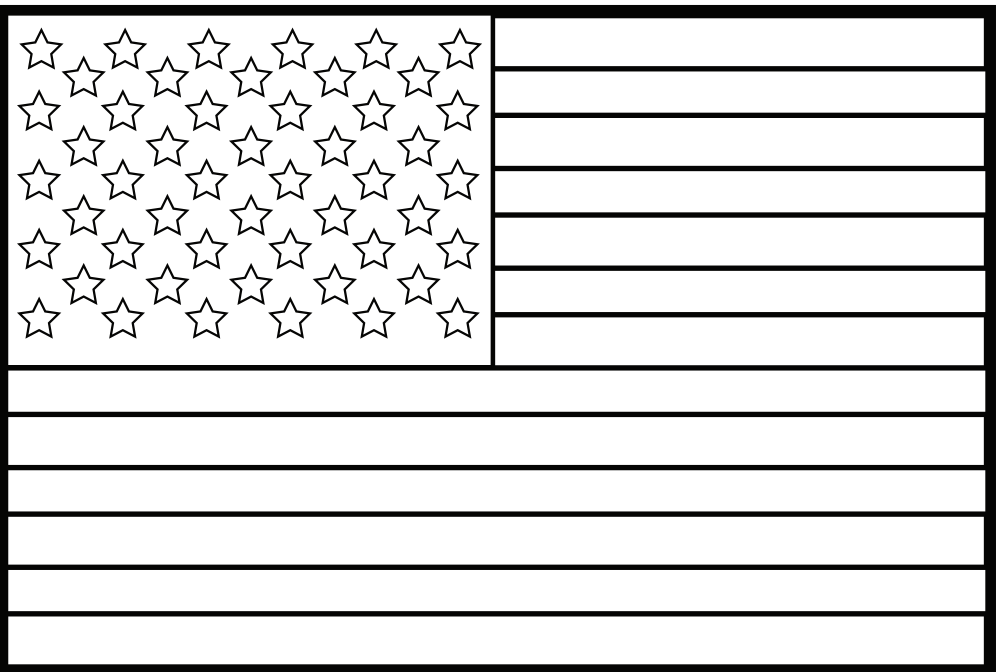
© 2016 WildWorks, Inc. All rights reserved.




Canada




United Kingdom



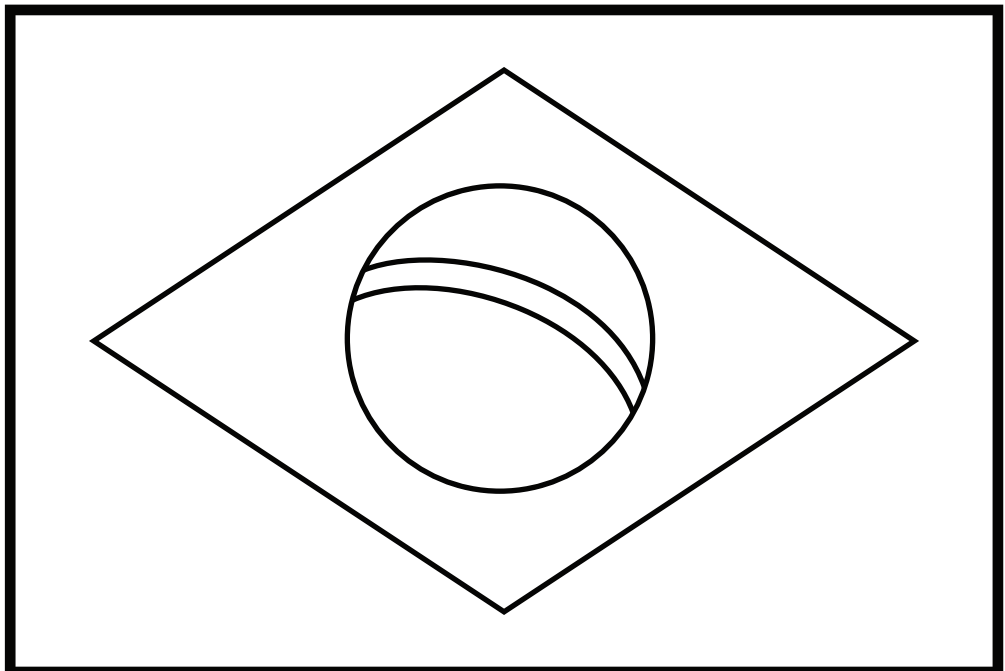
USA



Australia




Germany



Brazil



France



New Zealand